

# Slewing Rings



- Anti-corrosion coatings available
- Special lube options
- Thin section available
- 12-month warranty
- Made-to-order capabilities

## Ball Slewing Rings with Flange Rings

- Single row design with four point raceway geometry
- Raceway diameters of 311 to 1455mm
- For applications with light loads
- Enables lightweight structures in spite of large bearing diameter
- Applications:
  - handling technology
  - man-lift platforms
  - turntables

## Ball Slewing Rings


- Single row & double row design; Four-point raceway geometry
- Optional pre-loaded raceway system and center rings
- Enables robust designs for arduous application conditions
- High resistance to "false brinelling" in heavy vibration conditions
- Reduced sensitivity to shape deformations in the mounting structure
- Outside diameters from 180 to 3000mm
- Often designed as special versions according to customer requirements, outside diameter up to 5200mm
- Applications:
  - wind energy turbines
  - cranes
  - construction machinery
  - mechanical engineering and special purpose machinery

## Roller/Ball Combination Slewing Rings

- Roller raceway to take up the axial loads
- Used in application with a dominant axial force & low radial load/tilting moments
- Standard series with outside diameters up to 5500mm
- Applications:
  - bulk materials handling
  - stacker reclaimers
  - bucket wheel excavators
  - machine tools

## Roller Slewing Rings

- Single row Cross Roller or Triple Row Roller Slewing Rings
- Plastic, steel or brass cage segments according to loads
- Designed to provide the combination of the highest capacity in the smallest configuration
- Greater static and dynamic load capacity, higher rigidity and constant friction torque
- High requirements on the rigidity and precision of the mounting structure
- Standard series with outside diameters from 1400 to 5200mm
- Applications:
  - robots
  - antennas
  - medical technology
  - positioning devices
  - machine tools



[socareusa.net](http://socareusa.net)

Socare International USA  
2650 Bobmeyer Rd.  
Hamilton, OH 45015  
Phone 1-888-734-5690



# Slew Drives



- HMS anti-corrosion coating available
- 12-month warranty
- Made-to-order capabilities

Socare Slew Drives are powered with hourglass (double enveloping) worm technology for increased load handling, efficiency and accuracy.

We manufacture a wide variety of model sizes, performance ranges, and mounting characteristics.



## Standard model sizes

- Diameter: 75mm — 800mm

## Performance load characteristic ranges

- Holding Torque: 6kNm — 220kNm
- Output Torque: 200Nm — 63kNm
- Overturning Moment Load Capacity: 500Nm — 271kNm
- Gear Reduction Ratio: 30:1 — 156,600:1

## Configurations

- Horizontal, vertical, or combination of multiple axis mounting
- Single or dual drive
- Electric or hydraulic motor option
- Open or closed
- Custom design per application requirement
- Custom mounting flanges available
- Maintenance-free option

## Applications

- Radar/Satellite
- Robotics
- Solar Tracking
- Wind Turbines
- Medical
- Mobile
- Industrial
- Positioning Systems
- Steering Systems

## Advantages

- Maximum load capacity in compact design
- Ready-to-install system
- Precise rotation and load holding
- Low maintenance

[socareusa.net](http://socareusa.net)

Socare International USA  
2650 Bobmeyer Rd.  
Hamilton, OH 45015  
Phone 1-888-734-5690